sales@feryster.pl

DT3S-31 CURRENT COMPENSATED CHOKES



APPLICATIONS:

- Offline switching power supplies
- Filtering on device with unstable ground
- Power line input and output filters
- Power electronics

ORDERING CODE:

DT3S-31/0,22/31- BH

- BH — mounting: BH - base horizontal
- 31 — rated current in Amps
- 0,22 — inductance in mH@IDC= 0A
- 31 — core size
- DT3S — product symbol

DIMENSIONS:

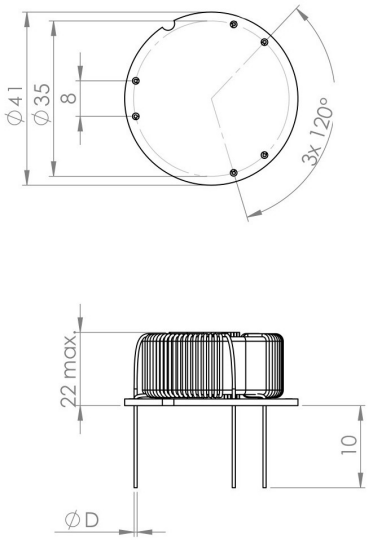

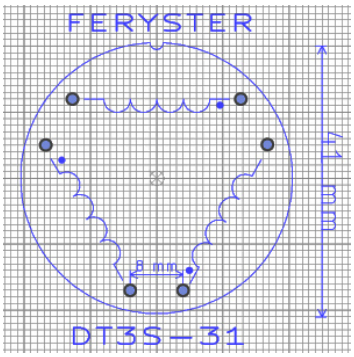



Part number	ØD [mm]
DT3S-31/0,22/31-BH	2,0
DT3S-31/0,33/25-BH	1,8
DT3S-31/0,47/18-BH	1,6
DT3S-31/0,68/14-BH	1,32
DT3S-31/1,0/10-BH	1,18
DT3S-31/1,5/7,9-BH	1,0
DT3S-31/2,2/6,7-BH	0,9
DT3S-31/3,3/5,0-BH	0,71
DT3S-31/4,7/3,9-BH	0,6

PROPERTIES:

Part number	L_{nom} [mH]	I_{max} [A]	RDC [mΩ]	ΔT [°C]
DT3S-31/0,22/31-BH	3x0,22	31	3x1,29	39
DT3S-31/0,33/25-BH	3x0,33	25	3x1,78	40
DT3S-31/0,47/18-BH	3x0,47	18	3x2,61	42
DT3S-31/0,68/14-BH	3x0,68	14	3x4,25	41
DT3S-31/1,0/10-BH	3x1,0	10	3x6,72	41
DT3S-31/1,5/7,9-BH	3x1,5	7,9	3x11,31	41
DT3S-31/2,2/6,7-BH	3x2,2	6,7	3x15,57	41
DT3S-31/3,3/5,0-BH	3x3,3	5,0	3x28,78	40
DT3S-31/4,7/3,9-BH	3x4,7	3,9	3x47,39	40

- Inductance tolerance: -30% +50%
- LCR meter: f=10kHz/1V
- Dielectric withstanding voltage: 2100V
- RDC Cu wire resistance: ±20%

MEASUREMENT METHOD:

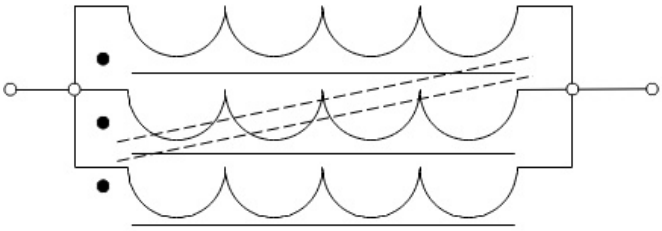

COMMON MODE

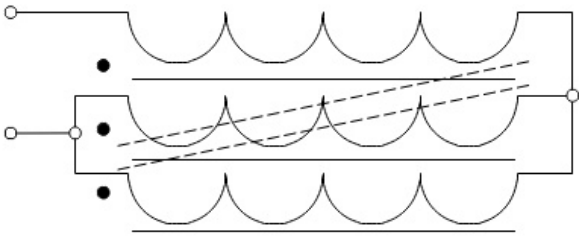

DIFFERENTIAL MODE

COMMON MODE IMPEDANCE:

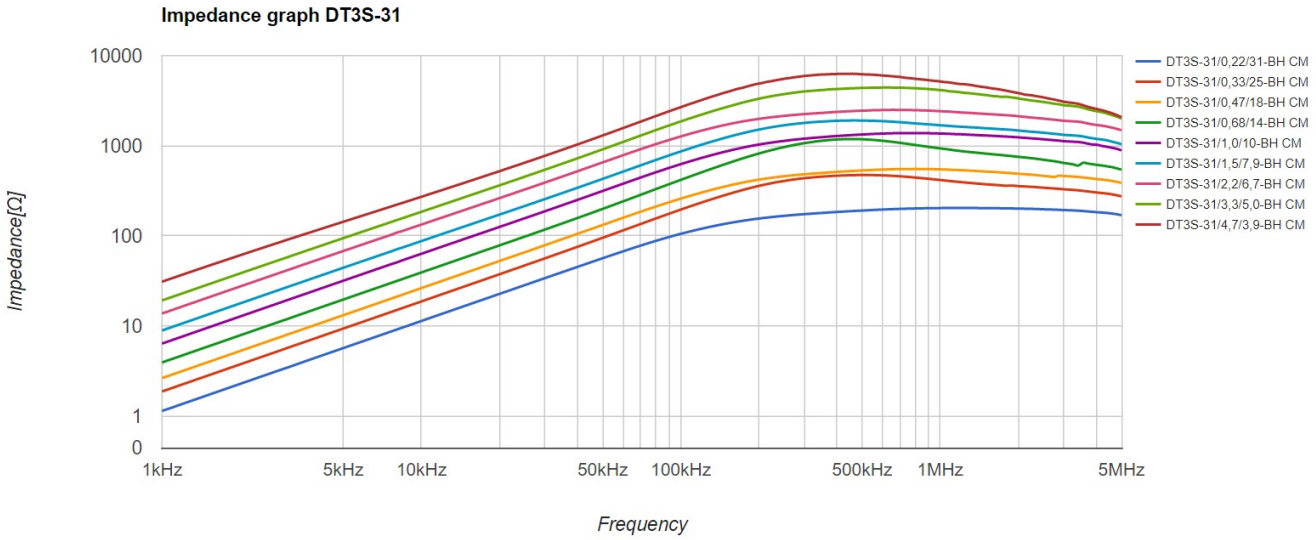

DIFFERENTIAL MODE IMPEDANCE:

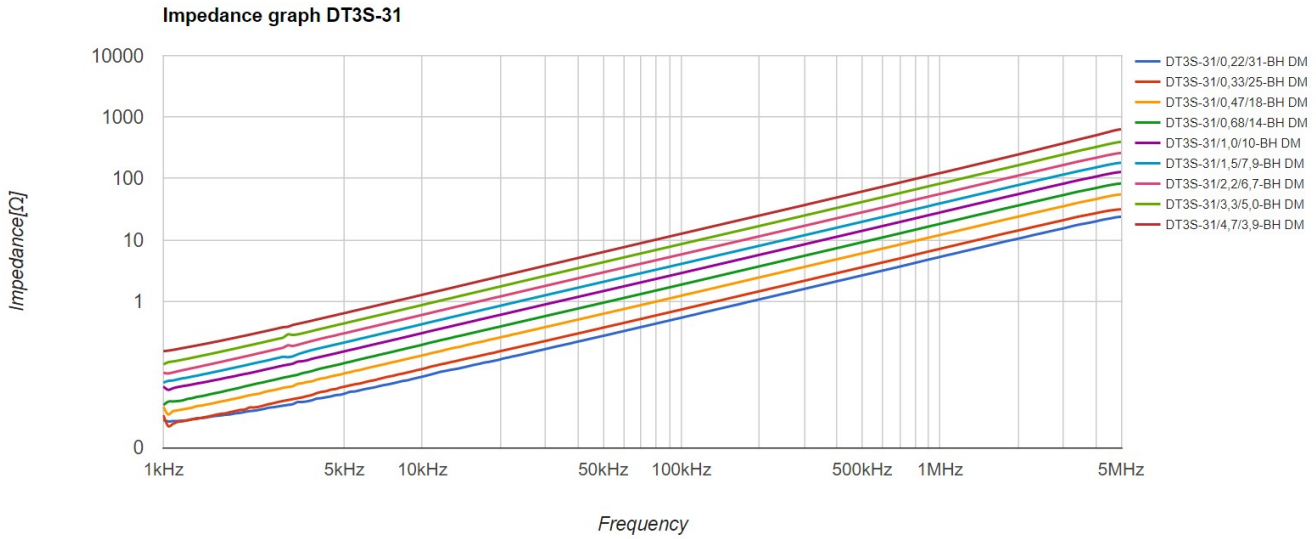

COMMON MODE ATTENUATION:

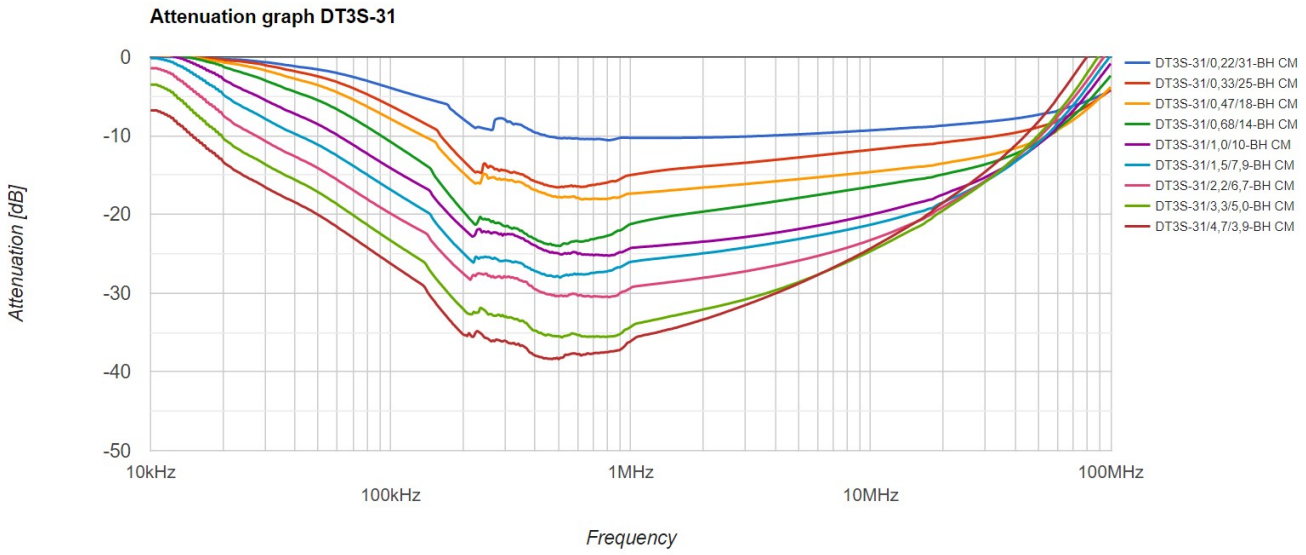
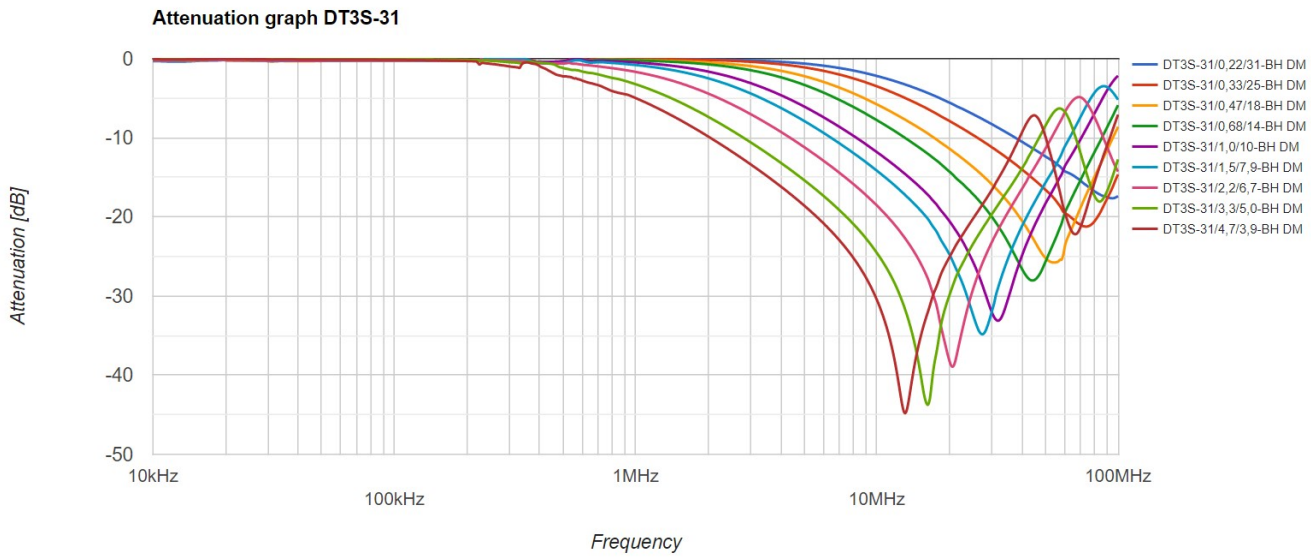
DIFFERENTIAL MODE ATTENUATION: