

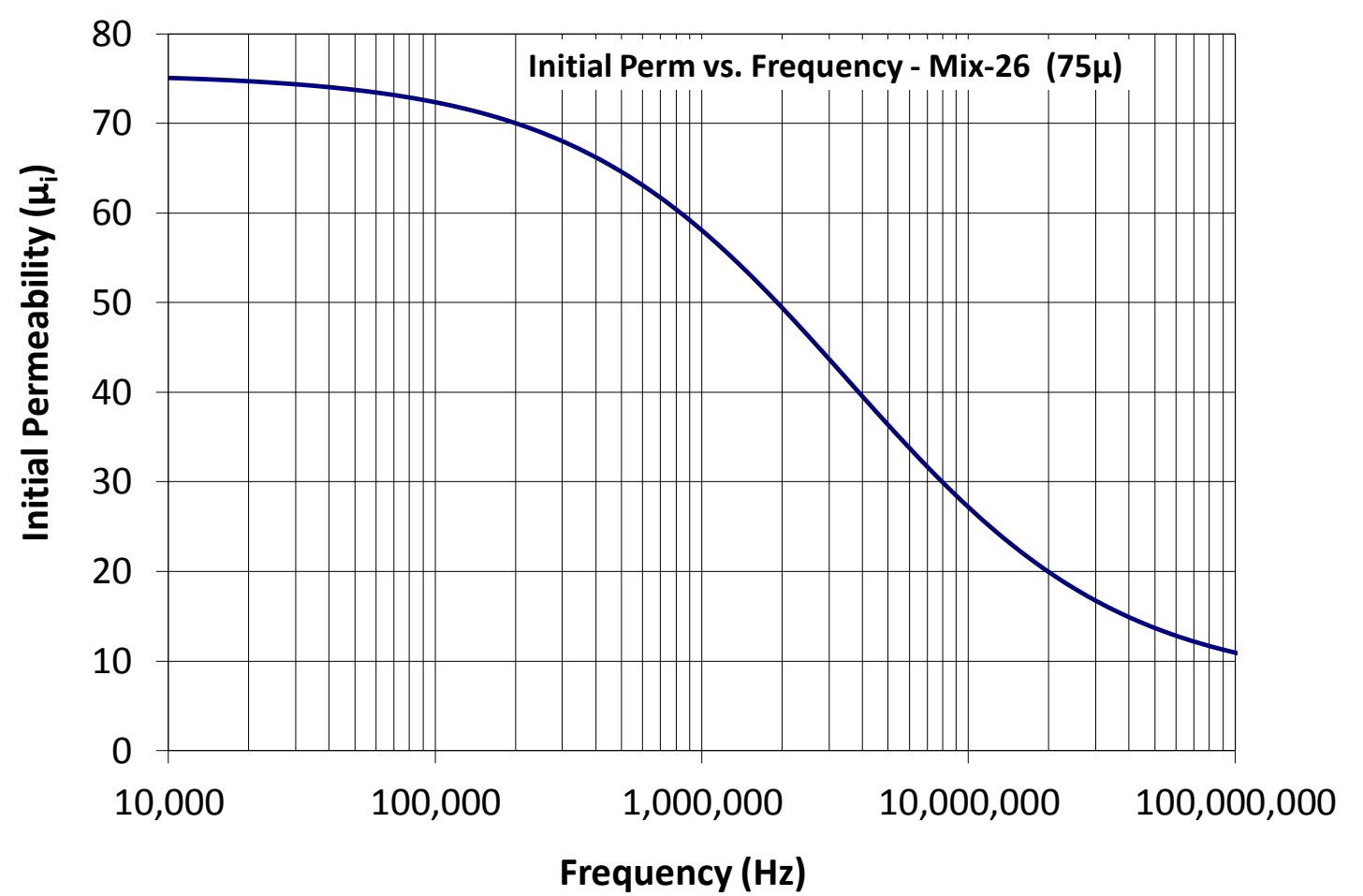
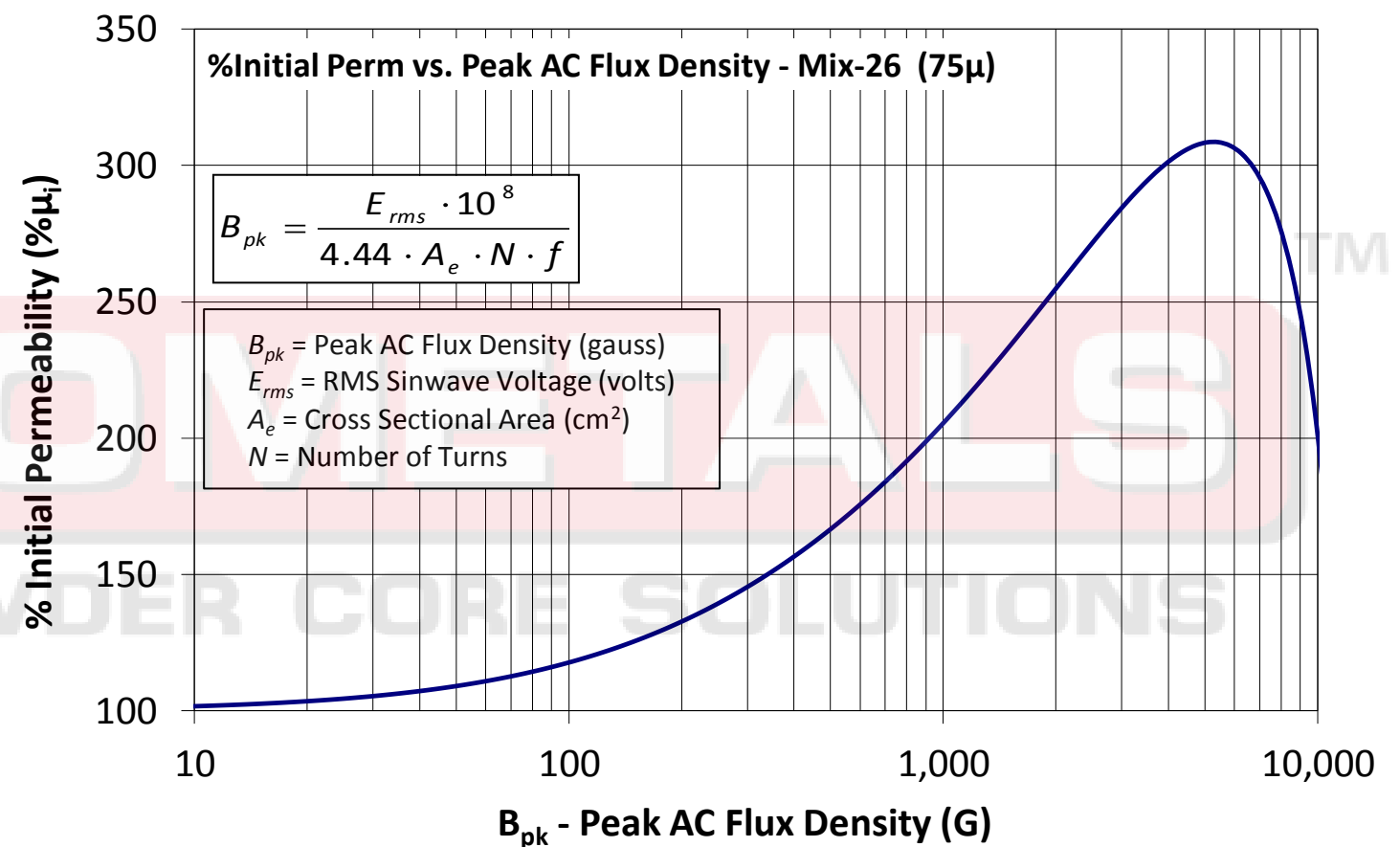
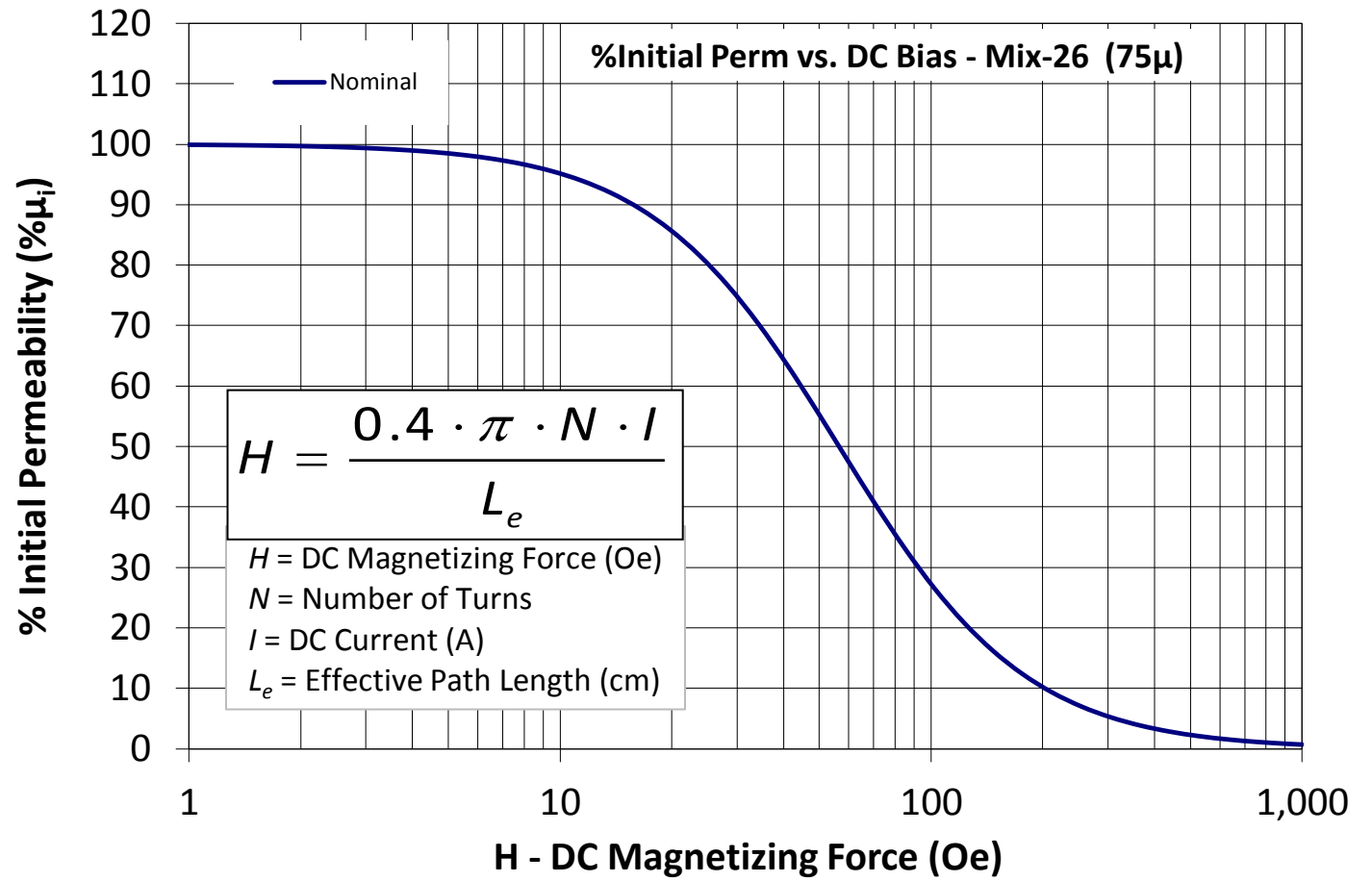
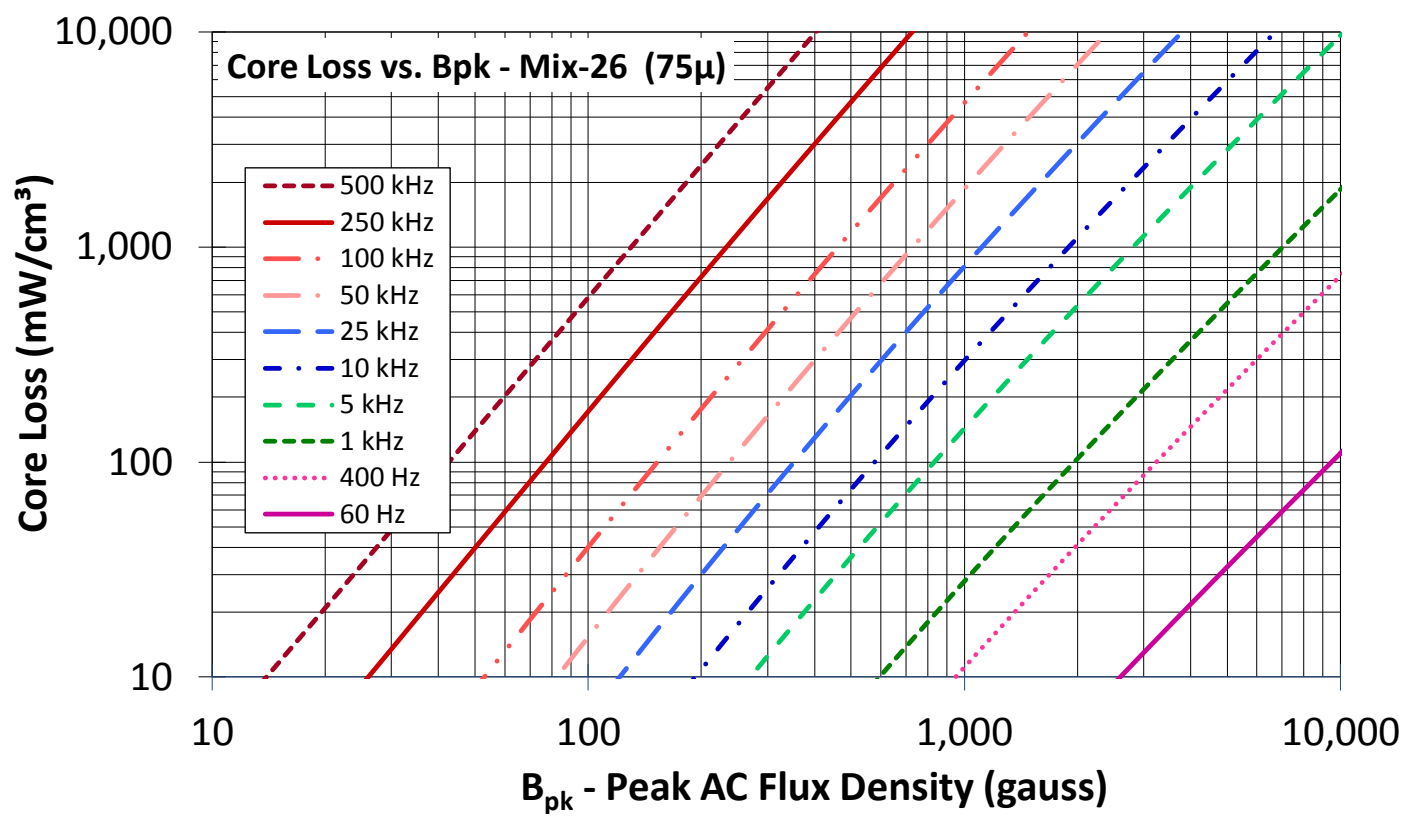


Part Number: **T80-26B**

Revision 20190524 - Generated 2019-May-30



OD	(nom. - bare core) (max. - after coating)	20.19 mm 20.70 mm	0.795 in 0.815 in
ID	(nom. - bare core) (min. - after coating)	12.57 mm 12.07 mm	0.495 in 0.475 in
Ht	(nom. - bare core) (max. - after coating)	9.53 mm 10.16 mm	0.375 in 0.400 in
Mass	(approximate)	12 grams	
Magnetic Dimensions	A _e - Eff. Mag. Cross Section	0.347 cm ²	
	L _e - Eff. Mag. Path Length	5.14 cm	
	V _e - Eff. Core Volume	1.78 cm ³	
	WA - Min. Eff. Window Area	1.14 cm ²	
	sa - Surface Area	17.4 cm ²	
	mlt - mean length per turn	3.50 cm	
Inductance	μ _i (reference)	75	
	A _L value (nominal)	71 nH/N ²	
	Test Winding	N=100, #28 AWG	
	Frequency	10 kHz	
	Voltage on Agilent 4284A	0.15 V	
A _L tolerance	±10%		
Core Loss	$\text{Core Loss (mW/cm}^3\text{)} = \frac{f}{\frac{a}{B_{pk}^3} + \frac{b}{B_{pk}^{2.3}} + \frac{c}{B_{pk}^{1.65}}} + d \cdot B_{pk}^2 \cdot f^2$		
	where B _{pk} expressed in gauss, f expressed in hertz, and: a=1.00E+09, b=1.10E+08, c=1.90E+06, d=1.90E-13		
	B _{pk}	140 G	
	frequency	100 kHz	
	Core Loss (nominal)	83 mW/cm ³	
Core Loss (maximum)	95 mW/cm ³		
DC Saturation	$\% \mu_i = \frac{1}{a + b \cdot H^c} + d$		
	where H expressed in oersteds, and: a=1.00E-02, b=9.70E-06, c=1.72, d=0.00		
	H _{DC}	50 Oe	
	Percent Initial Perm(nom.)	55.2%	
Percent Initial Perm(min.)	47.4%		
Coating/Pkg	Coating Type:	Yellow/White Epoxy Paint	
	Voltage Breakdown (min.)	500 Vrms, 60Hz	
	Limit	3 mA, 5 s	
	Package Quantity	1,250 Pcs/Box	



Winding Table	Wire Size	AWG	10	12	14	16	18	20	22	24	26	28	30
		mm	2.500	2.000	1.600	1.250	1.000	0.800	0.630	0.500	0.400	0.315	0.250
	Single Layer	Turns	10	13	17	22	28	35	44	56	70	88	110
		Rdc(Ω)	1.1 m	2.4 m	4.9 m	10.1 m	20.5 m	40.7 m	81.5 m	164.9 m	327.8 m	655.4 m	1.3
Full Winding	Turns	9	14	22	34	53	82	127	197	305	472	731	
	Rdc(Ω)	1.0 m	2.5 m	6.4 m	15.6 m	38.8 m	95.5 m	235.1 m	580.0 m	1.4	3.5	8.7	