

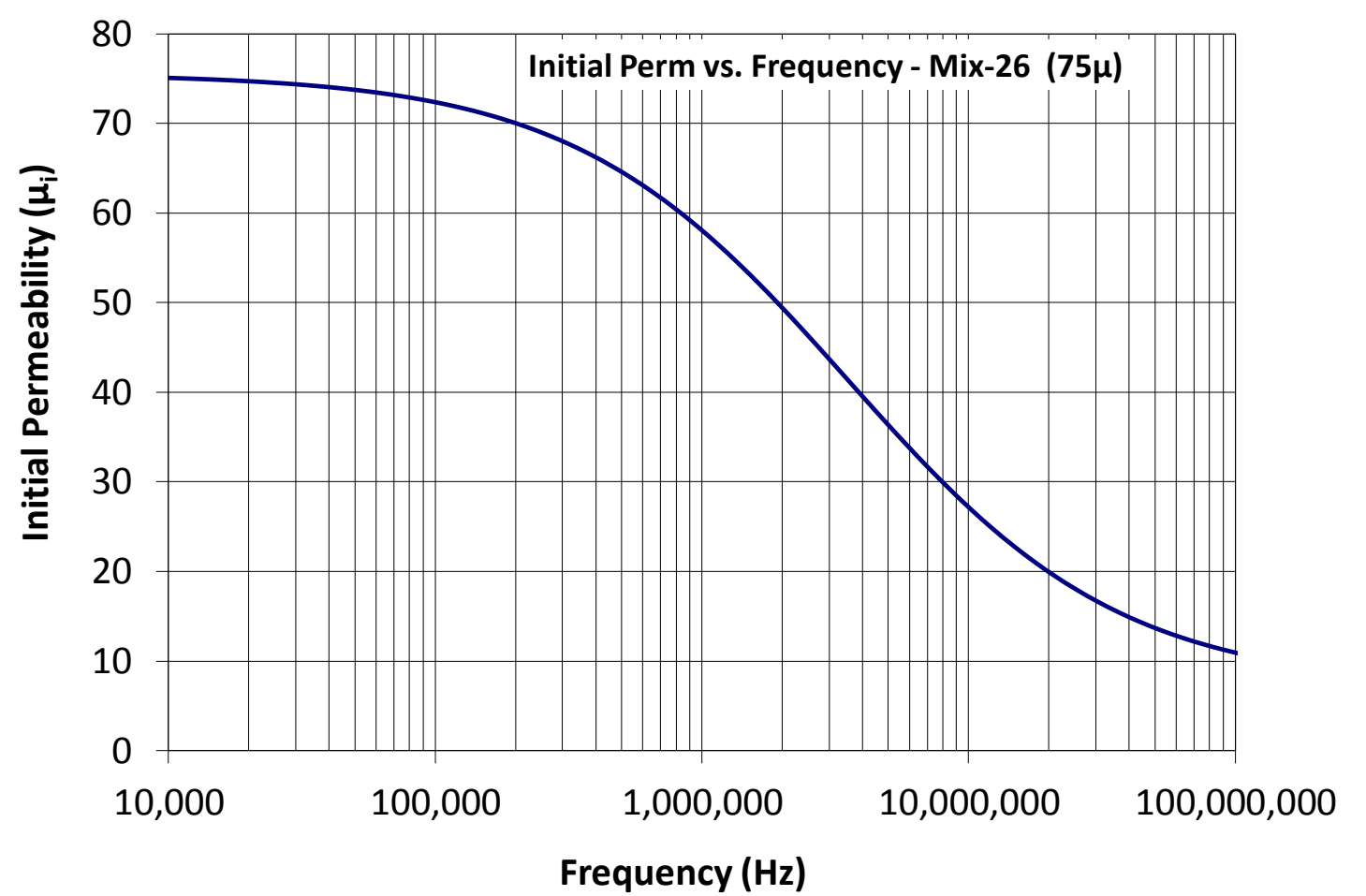
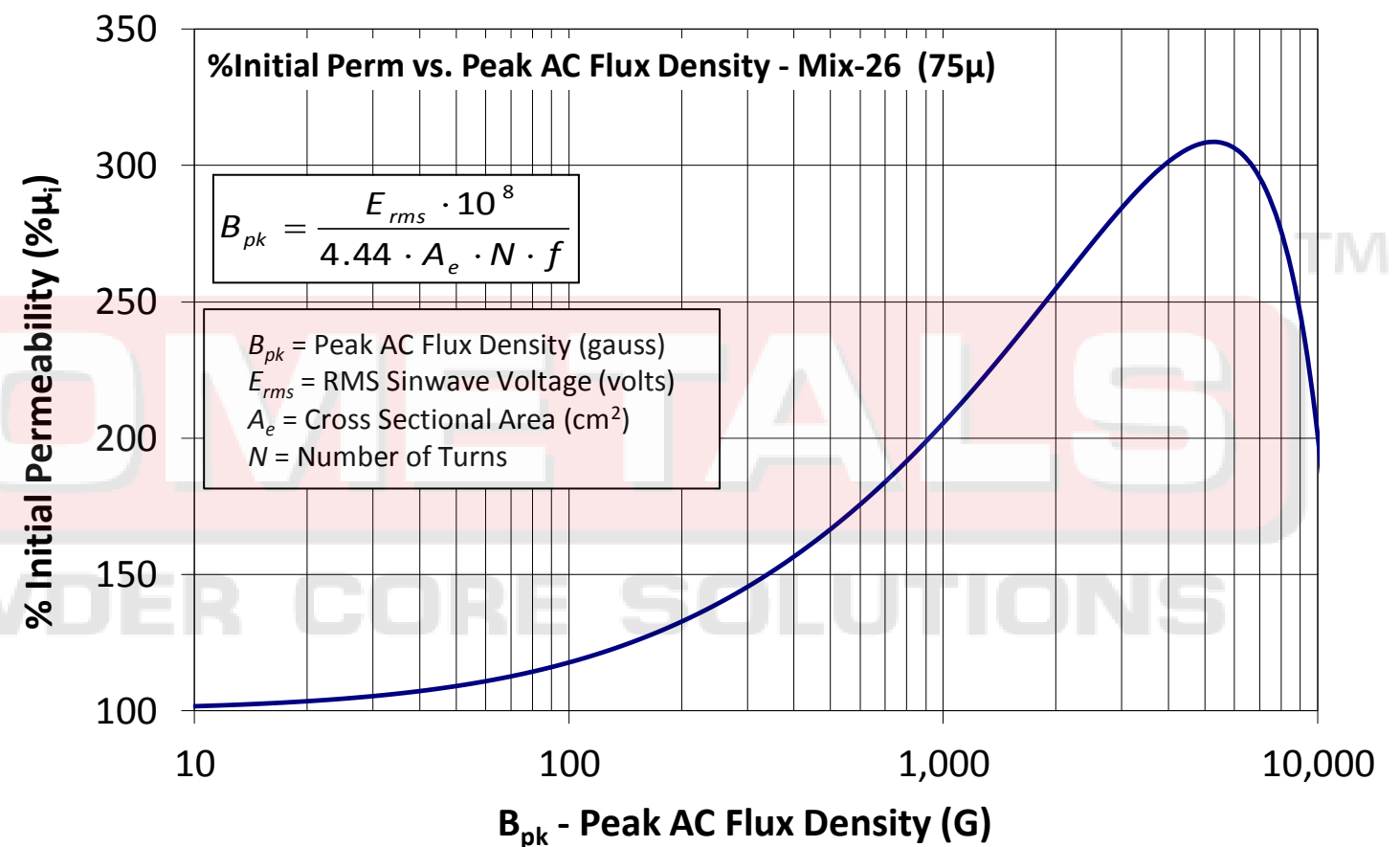
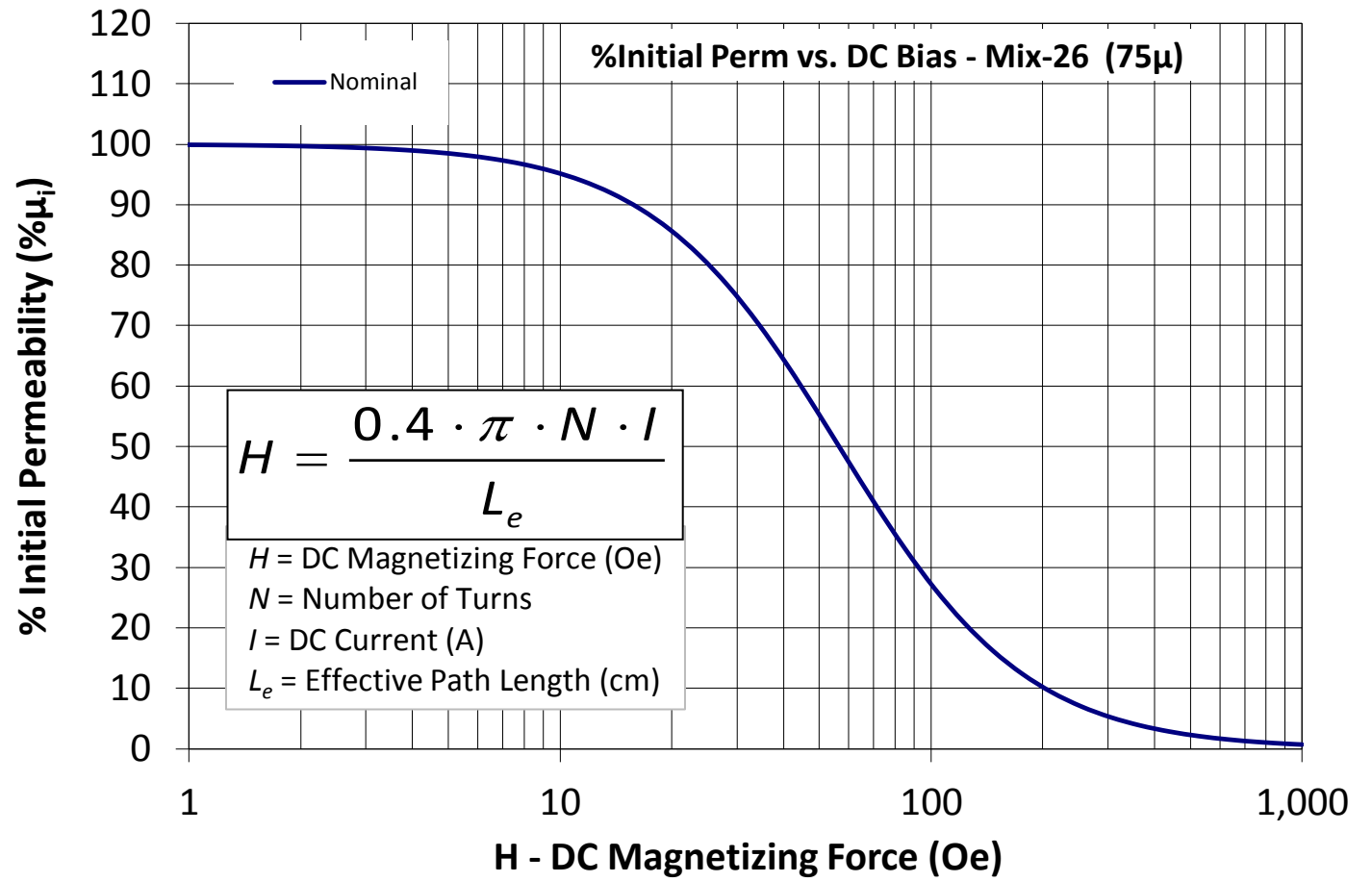
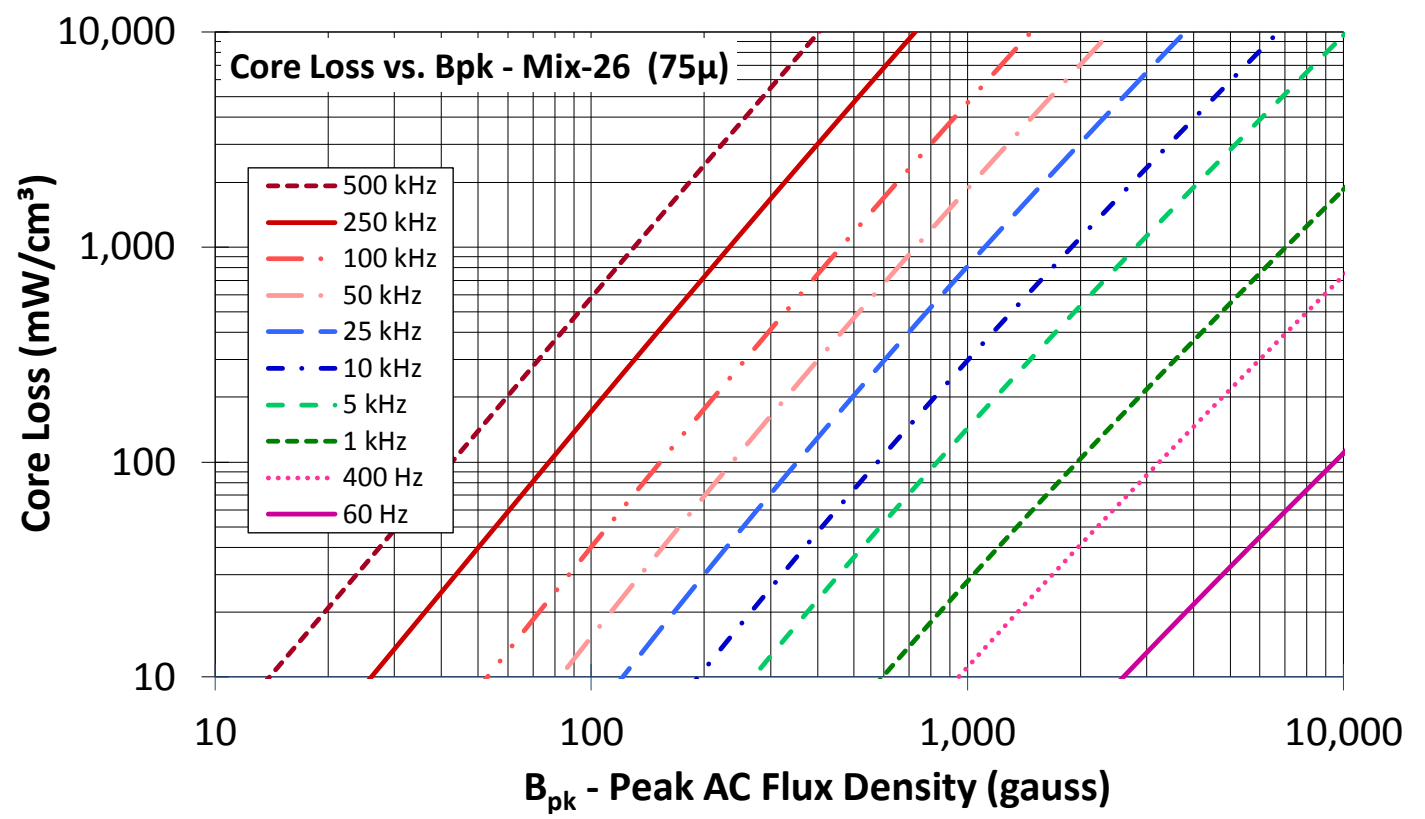


Part Number: T106-26B

Revision 20190524 - Generated 2019-May-30



OD	(nom. - bare core) (max. - after coating)	26.92 mm 27.43 mm	1.060 in 1.080 in
ID	(nom. - bare core) (min. - after coating)	14.48 mm 13.97 mm	0.570 in 0.550 in
Ht	(nom. - bare core) (max. - after coating)	14.61 mm 15.24 mm	0.575 in 0.600 in
Mass	(approximate)	39 grams	
Magnetic Dimensions	A _e - Eff. Mag. Cross Section	0.858 cm ²	
	L _e - Eff. Mag. Path Length	6.49 cm	
	V _e - Eff. Core Volume	5.57 cm ³	
	WA - Min. Eff. Window Area	1.53 cm ²	
	sa - Surface Area	31.5 cm ²	
	mlt - mean length per turn	5.09 cm	
Inductance	μ _i (reference)	75	
	A _L value (nominal)	124 nH/N ²	
	Test Winding	N=100, #28 AWG	
	Frequency	10 kHz	
	Voltage on Agilent 4284A	0.38 V	
A _L tolerance	±10%		
Core Loss	$\text{Core Loss (mW/cm}^3\text{)} = \frac{f}{\frac{a}{B_{pk}^3} + \frac{b}{B_{pk}^{2.3}} + \frac{c}{B_{pk}^{1.65}}} + d \cdot B_{pk}^2 \cdot f^2$		
	where B _{pk} expressed in gauss, f expressed in hertz, and: a=1.00E+09, b=1.10E+08, c=1.90E+06, d=1.90E-13		
	B _{pk}	140 G	
	frequency	100 kHz	
	Core Loss (nominal)	83 mW/cm ³	
Core Loss (maximum)	95 mW/cm ³		
DC Saturation	$\% \mu_i = \frac{1}{a + b \cdot H^c} + d$		
	where H expressed in oersteds, and: a=1.00E-02, b=9.70E-06, c=1.72, d=0.00		
	H _{DC}	50 Oe	
	Percent Initial Perm(nom.)	55.2%	
Percent Initial Perm(min.)	47.4%		
Coating/Pkg	Coating Type:	Yellow/White Epoxy Paint	
	Voltage Breakdown (min.)	500 Vrms, 60Hz	
	Limit	3 mA, 5 s	
	Package Quantity	560 Pcs/Box	



Winding Table	Wire Size	AWG	10	12	14	16	18	20	22	24	26	28	30
		mm	2.500	2.000	1.600	1.250	1.000	0.800	0.630	0.500	0.400	0.315	0.250
	Single Layer	Turns	12	15	20	26	32	41	52	65	82	102	128
		Rdc(Ω)	2.0 m	4.0 m	8.4 m	17.4 m	34.1 m	69.5 m	140.1 m	278.6 m	558.9 m	1.1	2.2
Full Winding	Turns	12	19	30	46	71	110	171	264	409	633	980	
	Rdc(Ω)	2.0 m	5.0 m	12.6 m	30.8 m	75.6 m	186.4 m	460.8 m	1.1	2.8	6.9	16.9	