info@feryster.pl

DUS-21 COMMON MODE CHOKES



APPLICATIONS:

- Suppression of common mode noise
- Line filters
- SMPS
- Electronic ballasts

ORDERING CODE:

DUS - 21 /47 /0,3

- /0,3 — rated current in Amps
- /47 — inductance in mH@IDC= 0A
- 21 — core size
- DUS — product symbol

DIMENSIONS:

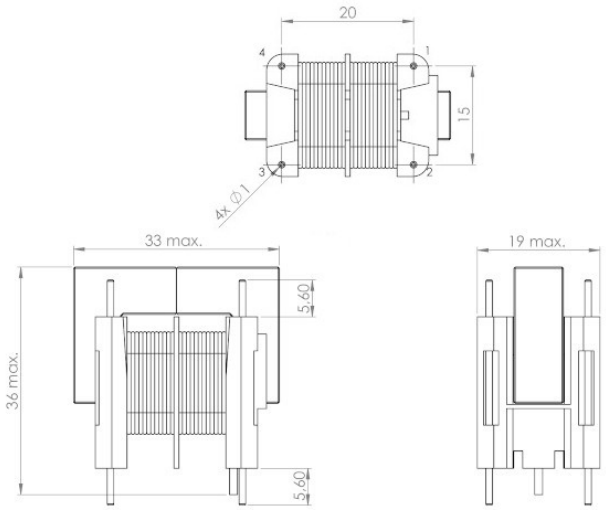

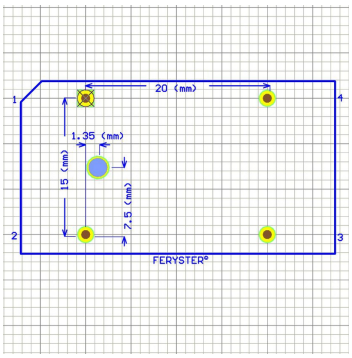



PROPERTIES:

Part number	L_{nom} [mH]	I_{max} [A]	RDC [Ω]	ΔT [°C]
DUS-21/0,33/11	2x0,33	11	2x0,012	52
DUS-21/0,47/10	2x0,47	10	2x0,013	49
DUS-21/0,68/9,2	2x0,68	9,2	2x0,015	50
DUS-21/1,0/6,8	2x1,0	6,8	2x0,019	50
DUS-21/1,5/6,2	2x1,5	6,2	2x0,025	50
DUS-21/2,2/5,2	2x2,2	5,2	2x0,035	52
DUS-21/3,3/4,1	2x3,3	4,1	2x0,046	50
DUS-21/4,7/3,6	2x4,7	3,6	2x0,061	48
DUS-21/6,8/3,1	2x6,8	3,1	2x0,084	50
DUS-21/10/2,6	2x10	2,6	2x120	49
DUS-21/15/2,1	2x15	2,1	2x0,192	51
DUS-21/22/1,8	2x22	1,8	2x0,281	51
DUS-21/33/1,5	2x33	1,5	2x0,402	50
DUS-21/47/1,2	2x47	1,2	2x0,584	44
DUS-21/68/1,1	2x68	1,1	2x0,795	50

- Inductance tolerance: ±20%
- LCR meter: f=10kHz/1V
- Dielectric withstanding voltage: 2100V
- RDC Cu wire resistance: ±20%

MEASUREMENT METHOD:

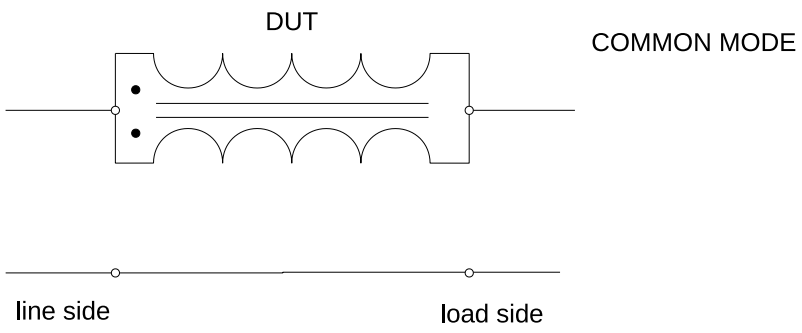

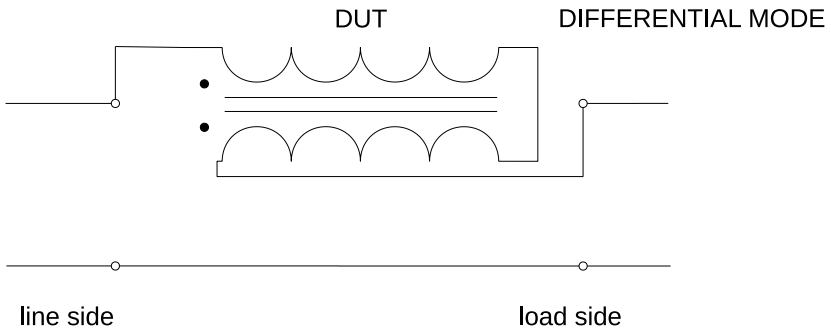

COMMON MODE IMPEDANCE:

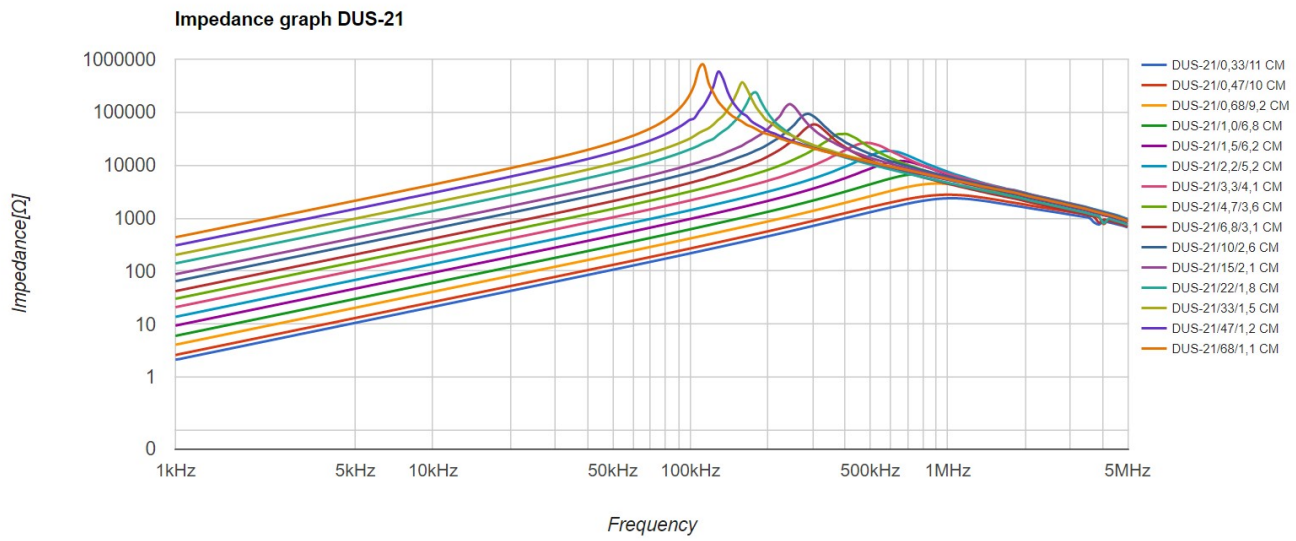

DIFFERENTIAL MODE IMPEDANCE:

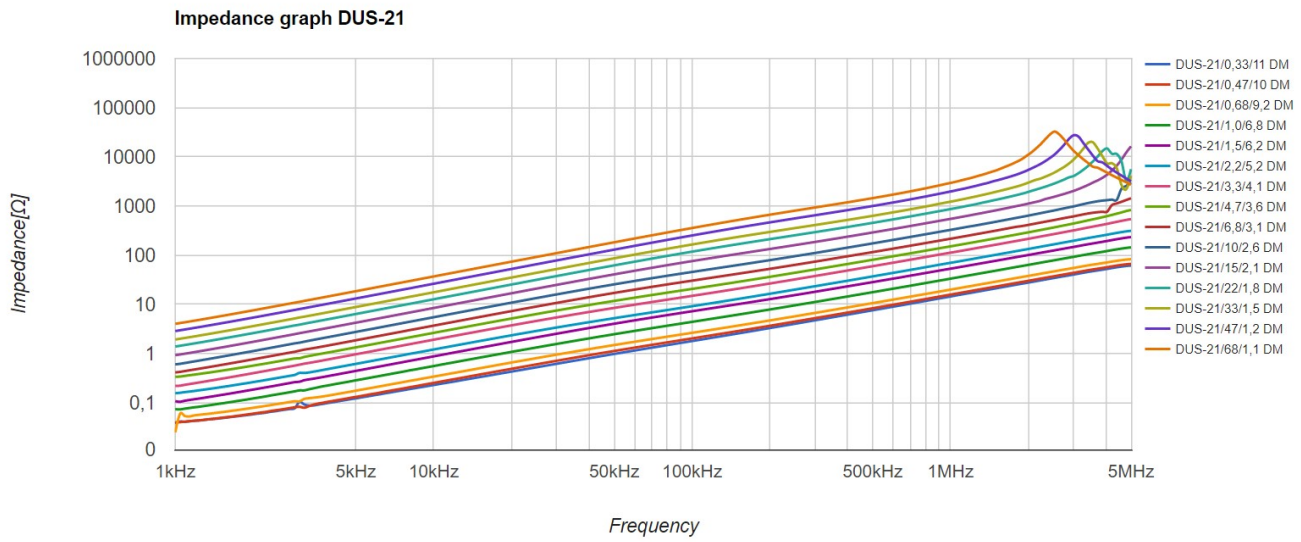

COMMON MODE ATTENUATION:

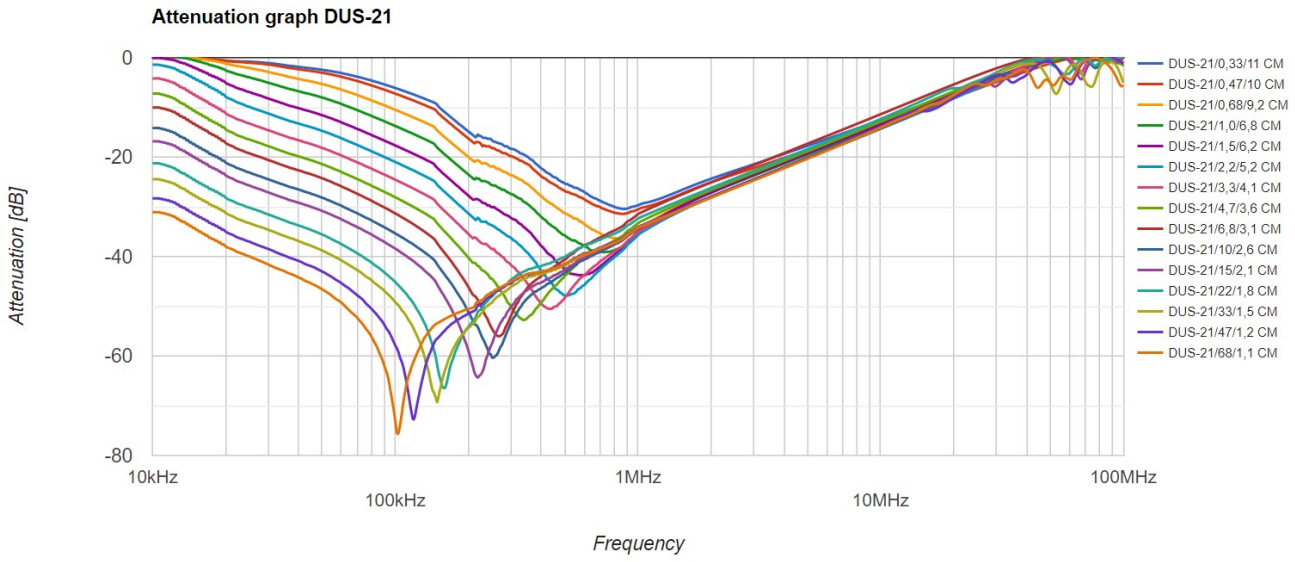
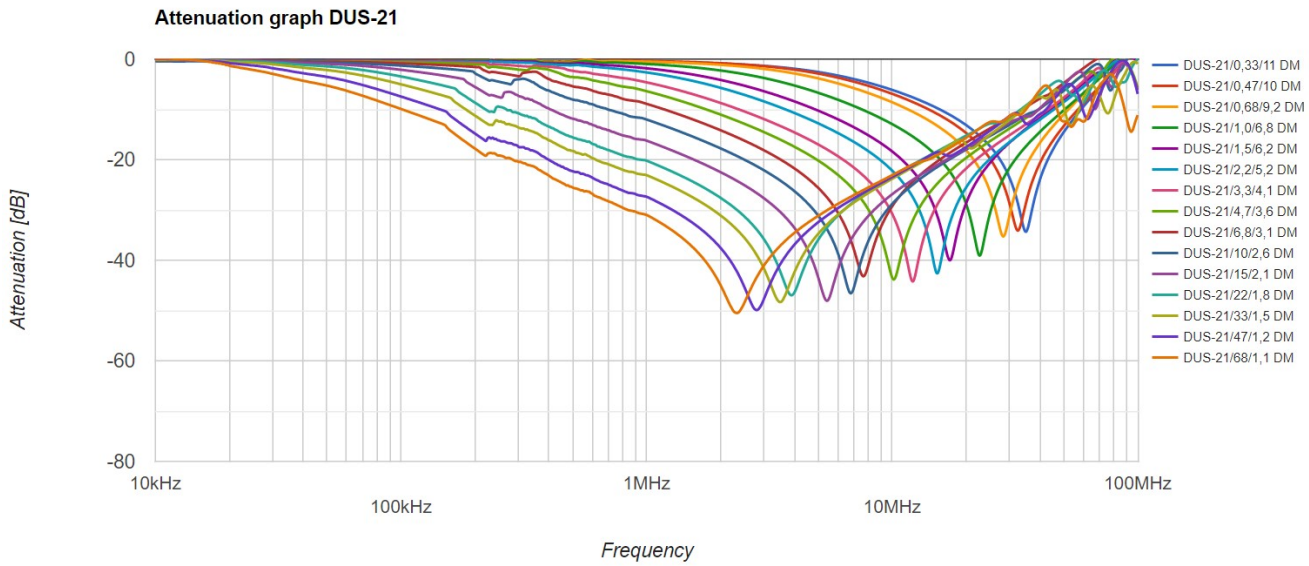
DIFFERENTIAL MODE ATTENUATION: